

APPROPRIATION (ANNUAL) ACT 2017

No. 340

An Act to appropriate certain sums of money out of the Niue Assembly account to the services for the year ending 30th of June 2018 and to appropriate the supplies granted in that year.

The Assembly enacts as follows—

1 Title

This is the Appropriation (Annual) Act 2017.

2 Commencement

- (1) This Act shall relate to the financial year ending on the 30th day of June 2018 (hereinafter referred to as “the financial year”).
- (2) This Act comes into force on the day after the date on which it becomes law in accordance with Article 34 of the Constitution.

3 Grant and Appropriation of Expenditure

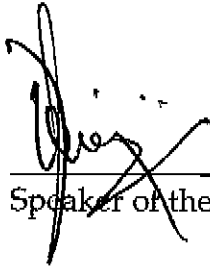
There may be issued and supplied from the Niue Assembly Account towards making good the supplies granted for the services of the financial year:

- (a) for Recurrent Operational Expenditure, Capital Projects and Investment and Development Projects a sum of which does not exceed \$29,326,000 in total; and
- (b) for development partner Investment and Development projects a sum which does not exceed \$9,670,000 in total

particulars of which are set out under the relevant headings in the Schedules hereto.


I, **TOGIAVALU PIHIGIA**, Speaker of the Niue Assembly, certify that the requirements of Article 34 of the Niue Constitution have been complied with.

SIGNED AND SEALED at the Assembly Chambers this 3rd day of August 2017.



Speaker of the Niue Assembly

COUNTERSIGNED in the presence of the Speaker



Acting Clerk of the Niue Assembly

This Act is administered by the Treasury Department.
This Act was passed by the Niue Assembly on the 7th day of August 2017.

Schedule A

TABLE 1: 2017-18 BUDGET SUMMARY

Total Niue Recurrent Revenues	-27,248	-24,644	-24,078	-21,322	-28,157
Total Niue Recurrent Expenses	27,058	24,548	23,740	23,006	28,414
Total Niue Funded Capital	51	0	100	0	100
Niue Funded I&D	138	0	238	0	812
Donor I&D Revenue	-11,500	0	-9,085	0	-9,670
Donor I&D Expenditure	11,500	0	9,085	0	9,670

Note: Numbers presented in tables within this document show revenues with a -ve number, and expenses with a +ve number.

Schedule B

CENTRAL AGENCIES						
Premiers Department	2,298,000	2,319,255	2,223,000	2,253,337	2,348,000	
Crown Law	292,000	407,011	342,000	352,044	399,000	
Niue Public Service Commission and Secretariat	1,273,000	1,242,799	1,262,000	1,199,888	1,326,000	
Finance and Planning	1,456,000	1,896,998	1,483,000	1,956,876	5,494,000	
Project Management Coordination Unit	327,000	62,661	327,000	212,694	287,000	
Police	551,000	548,350	615,000	451,795	610,000	
MINISTRY OF SOCIAL SERVICES						
Education Department	2,485,000	2,654,069	2,616,000	2,583,916	2,721,000	
Health Department	2,138,000	1,947,728	2,183,000	2,053,244	2,290,000	
Justice Department (Inc Com Affairs)	3,684,000	3,671,388	3,859,000	3,872,738	4,033,000	
Taoga Niue	237,000	157,219	270,000	196,213	272,000	
MINISTRY OF NATURAL RESOURCE						
DAFF	952,000	748,611	963,000	804,396	899,000	
Environment Department	263,000	280,672	335,000	266,781	332,000	
Met Office	198,000	210,809	221,000	145,734	202,000	
MINISTRY OF INFRASTRUCTURE						
Utilities	797,000	672,675	955,000	664,178	862,000	
Transport	1,354,000	1,101,659	1,500,000	1,209,322	1,497,000	
Civil Aviation	263,000	230,016	0	0	0	
Telecom Niue	1,555,000	0	0	0	0	
COMMERCIAL AND TRADING						
Niue Tourism Authority	360,000	369,983	377,000	434,640	477,000	
Bulk Fuel	4,794,000	4,069,413	4,209,000	4,688,755	4,365,000	
CENTRAL AGENCIES						
Premiers Department	-2,000	-3,819	-3,000	-2,556	-2,000	
Crown Law	0	-283	-5,000	-274	0	
Niue Public Service Commission and Secretariat	0	5	0	0	0	
Finance and Planning	-14,611,000	-15,057,039	-16,156,000	-13,470,426	-19,390,000	
Project Management Coordination Unit	-358,000	0	-358,000	0	-301,000	
Police	-191,000	-141,983	-191,000	-112,350	-183,000	
MINISTRY OF SOCIAL SERVICES						
Education Department	-4,000	-3,262	-5,000	-2,295	-5,000	
Health Department	-40,000	-35,943	-40,000	-50,703	-45,000	
Justice Department (Inc Com Affairs)	-80,000	-83,705	-80,000	-98,468	-105,000	
Taoga Niue	-6,000	-14,430	-6,000	-4,522	-7,000	
MINISTRY OF NATURAL RESOURCE						
DAFF	-1,094,000	-1,149,347	-1,049,000	-1,837,575	-1,198,000	
Environment Department	-10,000	-4,177	-10,000	-927	-1,000	
Met Office	-2,000	-1,042	-2,000	-708	-2,000	
MINISTRY OF INFRASTRUCTURE						
Utilities	-9,000	-8,724	-39,000	-2,692	-38,000	
Transport	-1,397,000	-804,357	-1,481,000	-775,821	-1,632,000	
Civil Aviation	0	0	0	0	0	
Telecom Niue	-1,877,000	0	0	0	0	
COMMERCIAL AND TRADING						
Niue Tourism Authority	-48,000	-45,643	-48,000	-29,315	-48,000	
Bulk Fuel	-5,239,000	-5,316,881	-4,605,000	-4,973,675	-5,200,000	

GOVERNMENT OF NIUE 2017-18 BUDGET

TREASURY	Finance	1. Fin. Stability	\$935,000	\$1,420,712	\$911,000	\$1,549,033	\$4,854,000
TREASURY	Taxation	1. Fin. Stability	\$0	\$79,935	\$0	\$0	\$0
PREMIERS	Corporate Services	2. Governance	\$328,000	\$330,442	\$331,000	\$286,210	\$317,000
PREMIERS	Cabinet Services	2. Governance	\$491,000	\$659,445	\$553,000	\$595,905	\$618,000
PREMIERS	Legislature	2. Governance	\$744,000	\$714,050	\$752,000	\$807,538	\$809,000
PREMIERS	Niue High Commission	2. Governance	\$199,000	\$156,771	\$199,000	\$204,036	\$227,000
PREMIERS	External Affairs	2. Governance	\$536,000	\$458,547	\$398,000	\$359,649	\$379,000
CROWN LAW	Crown Law Office	2. Governance	\$292,000	\$407,011	\$342,000	\$352,044	\$399,000
NPSC and Secretariat	Corporate Services/HRMIS	2. Governance	\$885,000	\$854,718	\$868,000	\$767,012	\$864,000
NPSC and Secretariat	Strategic Human Resource	2. Governance	\$70,000	\$94,817	\$99,000	\$103,642	\$70,000
NPSC and Secretariat	Manpower Supplementation	2. Governance	\$105,000	\$115,317	\$105,000	\$119,414	\$115,000
TREASURY	Customs (fly Customs/Taxatic	2. Governance	\$232,000	\$211,286	\$281,000	\$226,414	\$341,000
DAFF	Quarantine	2. Governance	\$134,000	\$83,932	\$139,000	\$107,890	\$128,000
JUSTICE	Administraton & Registry	2. Governance	\$188,000	\$151,700	\$186,000	\$145,288	\$184,000
JUSTICE	Civil/Criminal Court	2. Governance	\$68,000	\$56,794	\$67,000	\$54,360	\$70,000
JUSTICE	Land Court	2. Governance	\$99,000	\$97,479	\$98,000	\$94,796	\$105,000
POLICE	Administration	2. Governance	\$470,000	\$493,519	\$499,000	\$482,883	\$510,000
POLICE	Prison	2. Governance	\$33,000	\$18,960	\$32,000	\$19,259	\$35,000
POLICE	Disaster Management	2. Governance	\$48,000	\$35,871	\$84,000	\$20,147	\$65,000
PMCU	Project Management Unit	2. Governance	\$327,000	\$62,661	\$327,000	\$212,694	\$287,000
TREASURY	Statistics and Immigration	2. Governance	\$142,000	\$112,801	\$142,000	\$104,850	\$151,000
TREASURY	Economic Development	3. Econ. Dev.	\$147,000	\$72,264	\$149,000	\$76,578	\$148,000
TRANSPORT	Civil Aviation	3. Econ. Dev.	\$293,000	\$230,016	\$302,000	\$170,928	\$272,000
TRANSPORT	Rescue Fire Services	3. Econ. Dev.	\$188,000	\$159,036	\$249,000	\$194,576	\$258,000
NPSC and Secretariat	Employment Relations	3. Econ. Dev.	\$55,000	\$48,973	\$66,000	\$43,948	\$61,000
DAFF	Administration	3. Econ. Dev.	\$311,000	\$364,932	\$314,000	\$373,783	\$319,000
DAFF	Fisheries	3. Econ. Dev.	\$151,000	\$99,686	\$141,000	\$107,750	\$146,000
DAFF	Crop Research & Animal Heal	3. Econ. Dev.	\$175,000	\$74,842	\$193,000	\$109,232	\$165,000
DAFF	Crop Extension Services	3. Econ. Dev.	\$99,000	\$75,667	\$100,000	\$67,022	\$89,000
JUSTICE	Land Management	3. Econ. Dev.	\$935,000	\$219,082	\$319,000	\$220,683	\$275,000
UTILITIES	Administration	3. Econ. Dev.	\$162,000	\$93,927	\$161,000	\$98,100	\$194,000
UTILITIES	Building & Engineering	3. Econ. Dev.	\$121,000	\$80,815	\$285,000	\$86,674	\$180,000
TRANSPORT	Maritime	3. Econ. Dev.	\$29,000	\$0	\$38,000	\$16,057	\$42,000
UTILITIES	Water Supply	3. Econ. Dev.	\$514,000	\$498,133	\$499,000	\$479,404	\$488,000
TOURISM	Tourism Authority	3. Econ. Dev.	\$360,000	\$369,983	\$377,000	\$434,640	\$477,000
NPSC and Secretariat	Human Resource Developmei	4. Social	\$158,000	\$129,574	\$154,000	\$165,873	\$216,000
COMMUNITY AFFAIRS	Administration	4. Social	\$387,000	\$360,305	\$389,000	\$249,908	\$368,000
COMMUNITY AFFAIRS	Community Devel. & Social W	4. Social	\$2,607,000	\$2,789,028	\$2,802,000	\$3,107,702	\$3,031,000
EDUCATION	National Library	4. Social	\$75,000	\$28,211	\$74,000	\$49,604	\$52,000
EDUCATION	Administration	4. Social	\$699,000	\$706,307	\$680,000	\$724,638	\$756,000
EDUCATION	Niue Primary School	4. Social	\$770,000	\$758,297	\$695,000	\$684,790	\$727,000
EDUCATION	Niue High School	4. Social	\$971,000	\$1,163,255	\$1,167,000	\$1,124,883	\$1,186,000
HEALTH	Administration	4. Social	\$545,000	\$452,032	\$541,000	\$485,859	\$505,000
HEALTH	Medical	4. Social	\$691,000	\$613,615	\$717,000	\$627,529	\$684,000
HEALTH	Nursing	4. Social	\$401,000	\$409,962	\$554,000	\$447,320	\$505,000
HEALTH	Public Health	4. Social	\$320,000	\$297,548	\$177,000	\$308,022	\$389,000
HEALTH	Dental	4. Social	\$181,000	\$174,672	\$194,000	\$184,515	\$207,000
DAFF	Forestry	5. Environ.	\$81,000	\$49,971	\$76,000	\$38,719	\$54,000
ENVIRONMENT	Administration	5. Environ.	\$283,000	\$280,872	\$335,000	\$266,781	\$332,000
MET SERVICE	Administration	5. Environ.	\$198,000	\$210,809	\$221,000	\$145,734	\$202,000
TAOQA NIUE	Administration	6. Taoga Niue	\$237,000	\$157,219	\$270,000	\$196,213	\$272,000
BULK FUEL	Bulk Fuel	3. Econ. Dev.	\$4,794,000	\$4,069,413	\$4,209,000	\$4,688,765	\$4,865,000
UTILITIES	Energy Administration	2. Governance	\$189,000	\$160,232	\$0	\$0	\$0
UTILITIES	Production	3. Econ. Dev.	\$1,488,000	\$1,697,930	\$0	\$0	\$0
UTILITIES	Reticulation	3. Econ. Dev.	\$387,000	\$344,907	\$0	\$0	\$0
TRANSPORT	Transport Administration	3. Econ. Dev.	\$142,000	\$99,106	\$149,000	\$113,178	\$120,000
TRANSPORT	Outside Services	3. Econ. Dev.	\$470,000	\$423,067	\$520,000	\$526,064	\$597,000
TRANSPORT	Heavy Plant	3. Econ. Dev.	\$262,000	\$190,434	\$242,000	\$188,520	\$208,000
TELECOM	Administration	3. Econ. Dev.	\$930,000	\$0	\$0	\$0	\$0
TELECOM	Technical (Lines)	3. Econ. Dev.	\$166,000	\$0	\$0	\$0	\$0
TELECOM	Technical (Electronics)	3. Econ. Dev.	\$253,000	\$0	\$0	\$0	\$0
TELECOM	Information Systems Office	3. Econ. Dev.	\$98,000	\$0	\$0	\$0	\$0
TELECOM	Post Office	3. Econ. Dev.	\$108,000	\$0	\$0	\$0	\$0

GOVERNMENT OF NIUE 2017-18 BUDGET

TREASURY	Finance	1. Fin. Stability	\$8,550,000	-\$8,172,391	-\$6,700,000	\$7,624,985	-\$12,110,000
TREASURY	Taxation	1. Fin. Stability	-\$4,607,000	-\$6,199,142	-\$5,942,000	-\$5,314,537	-\$8,107,000
PREMIERS	Corporate Services	2. Governance	\$0	-\$1,200	-\$1,000	-\$178	\$0
PREMIERS	Cabinet Services	2. Governance	\$0	\$0	\$0	\$0	\$0
PREMIERS	Legislature	2. Governance	\$0	\$0	\$0	\$0	\$0
CROWN LAW	Crown Law Office	2. Governance	\$0	-\$283	-\$5,000	-\$274	\$0
PREMIERS	Niue High Commission	2. Governance	-\$2,000	-\$2,619	-\$2,000	-\$2,000	-\$2,000
PREMIERS	External Affairs	2. Governance	\$0	\$0	\$0	-\$378	\$0
NPSC and Secretariat	Corporate Services/HRMIS	2. Governance	\$0	\$5	\$0	\$0	\$0
NPSC and Secretariat	Strategic Human Resource	2. Governance	\$0	\$0	\$0	\$0	\$0
NPSC and Secretariat	Manpower Supplementation	2. Governance	\$0	\$0	\$0	\$0	\$0
TREASURY	Customs (fly Customs/Taxatic	2. Governance	-\$1,422,000	-\$665,023	-\$1,482,000	-\$503,253	-\$1,141,000
DAFF	Quarantine	2. Governance	-\$27,000	-\$21,302	-\$27,000	-\$19,507	-\$22,000
JUSTICE	Administration & Registry	2. Governance	-\$15,000	-\$17,922	-\$15,000	-\$15,021	-\$15,000
JUSTICE	Civil/Criminal Court	2. Governance	-\$10,000	-\$3,122	-\$10,000	-\$5,105	-\$10,000
JUSTICE	Land Court	2. Governance	-\$12,000	-\$13,360	-\$12,000	-\$8,888	-\$15,000
POLICE	Administration	2. Governance	-\$191,000	-\$141,983	-\$191,000	-\$112,350	-\$183,000
POLICE	Prison	2. Governance	\$0	\$0	\$0	\$0	\$0
PMCU	Project Management Unit	2. Governance	-\$358,000	\$0	-\$358,000	\$0	-\$301,000
TREASURY	Statistics and Immigration	2. Governance	-\$32,000	\$0	-\$32,000	-\$27,651	-\$32,000
TREASURY	Economic Development	3. Econ. Dev.	\$0	-\$482	\$0	\$0	\$0
TRANSPORT	Civil Aviation	3. Econ. Dev.	-\$371,000	-\$439,788	-\$408,000	-\$300,421	-\$508,000
TRANSPORT	Fire and Rescue	3. Econ. Dev.	-\$5,000	-\$188	-\$5,000	-\$3,386	-\$12,000
DAFF	Administration	3. Econ. Dev.	-\$3,000	-\$2,484	-\$3,000	-\$8,714	-\$14,000
DAFF	Fisheries	3. Econ. Dev.	-\$1,020,000	-\$1,115,142	-\$975,000	-\$1,805,846	-\$1,130,000
DAFF	Crop Research & Animal Heal	3. Econ. Dev.	-\$6,000	-\$5,003	-\$6,000	-\$2,442	-\$5,000
DAFF	Crop Extension Services	3. Econ. Dev.	-\$31,000	-\$5,204	-\$31,000	-\$866	-\$24,000
JUSTICE	Land Management	3. Econ. Dev.	-\$43,000	-\$49,201	-\$43,000	-\$89,454	-\$85,000
UTILITIES	Administration	3. Econ. Dev.	\$0	\$0	-\$30,000	\$0	-\$30,000
UTILITIES	Building & Engineering	3. Econ. Dev.	-\$2,000	-\$939	-\$2,000	-\$1,836	-\$2,000
TRANSPORT	Maritime	3. Econ. Dev.	-\$200,000	-\$2,421	-\$300,000	-\$275,673	-\$400,000
UTILITIES	Water Supply	3. Econ. Dev.	-\$7,000	-\$7,785	-\$7,000	-\$855	-\$6,000
TOURISM	Tourism Authority	3. Econ. Dev.	-\$48,000	-\$45,643	-\$48,000	-\$29,315	-\$48,000
NPSC and Secretariat	NTDU/Human Resources	4. Social	\$0	\$0	\$0	\$0	\$0
COMMUNITY AFFAIRS	Administration	4. Social	\$0	\$0	\$0	\$0	\$0
COMMUNITY AFFAIRS	Community Devel. & Social W	4. Social	\$0	\$0	\$0	\$0	\$0
EDUCATION	National Library	4. Social	-\$1,000	\$0	-\$1,000	\$0	-\$1,000
EDUCATION	Administration	4. Social	-\$1,000	-\$537	-\$1,000	-\$540	-\$1,000
EDUCATION	Niue Primary School	4. Social	-\$1,000	-\$350	-\$1,000	-\$533	-\$1,000
EDUCATION	Niue High School	4. Social	-\$1,000	-\$2,376	-\$2,000	-\$1,222	-\$2,000
HEALTH	Administration	4. Social	-\$40,000	-\$28,084	-\$40,000	-\$34,256	-\$45,000
HEALTH	Medical	4. Social	\$0	-\$5,360	\$0	-\$13,742	\$0
HEALTH	Nursing	4. Social	\$0	-\$20	\$0	\$0	\$0
HEALTH	Public Health	4. Social	\$0	-\$1,474	\$0	-\$884	\$0
HEALTH	Dental	4. Social	\$0	-\$1,005	\$0	-\$2,020	\$0
DAFF	Forestry	5. Environ.	-\$7,000	-\$233	-\$7,000	\$0	-\$3,000
ENVIRONMENT	Administration	5. Environ.	-\$10,000	-\$4,177	-\$10,000	-\$927	-\$1,000
MET SERVICE	Administration	5. Environ.	-\$2,000	-\$1,042	-\$2,000	-\$708	-\$2,000
TAOGA NIUE	Administration	6. Taoga Niue	-\$6,000	-\$14,430	-\$6,000	-\$4,522	-\$7,000
BULK FUEL	Bulk Fuel	3. Econ. Dev.	-\$5,239,000	-\$5,316,881	-\$4,605,000	-\$4,973,675	-\$5,200,000
UTILITIES	Production	3. Econ. Dev.	-\$2,205,000	-\$1,938,543	\$0	\$0	\$0
UTILITIES	Reticulation	3. Econ. Dev.	-\$75,000	-\$34,881	\$0	\$0	\$0
TRANSPORT	Outside Services	3. Econ. Dev.	-\$811,000	-\$361,960	-\$756,000	-\$196,341	-\$700,000
TRANSPORT	Heavy Plant	3. Econ. Dev.	-\$10,000	\$0	-\$12,000	\$0	-\$12,000
TELECOM	Administration	3. Econ. Dev.	-\$1,656,000	\$0	\$0	\$0	\$0
TELECOM	Technical (Lines)	3. Econ. Dev.	\$0	\$0	\$0	\$0	\$0
TELECOM	Technical (Electronics)	3. Econ. Dev.	\$0	\$0	\$0	\$0	\$0
TELECOM	Information Systems Office	3. Econ. Dev.	-\$92,000	\$0	\$0	\$0	\$0
TELECOM	Post Office	3. Econ. Dev.	-\$129,000	\$0	\$0	\$0	\$0
RECURRENT OPERATIONAL SURPLUS/(DEFICIT)			\$190,000	-\$79,987	\$338,000	-\$1,984,447	-\$257,000
GON RECURRENT CAPITAL EXPENDITURE			-\$51,000	\$0	-\$100,000		-\$100,000
GON RECURRENT INVESTMENT & DEVELOPMENT PROJECTS			-\$138,000	\$0	-\$238,000		-\$812,000



FAKATUFONO TOHI FATIFATIAGA TUPE (TAU TAHA) 2017

Numela 340

Ko e Fakatufono Tohi ke taute e fatifatiaga he falu he tau tupe mai he Fakaputuaga Tupe he Fono Ekepule ke lata ia mo e tau gahua he Fakatufono ma e tau ne fakaoti mai he 30 ia Iuni 2018 ke fakatokatoka mo e vehevehe e tau koloa ke lata mo e tau ia.

Kua taute fakamatafakatufono ai he Fono Ekepule e tau matakupu nā i lalo

-

1 Higoa

To fakahigoa ko e Fakatufono Tohi Fatifatiaga Tupe (Tau Taha) 2017 e Fakatufono Tohi nai.

2 Kamataaga

(a) Ko e Fakatufono Tohi nai to matutaki nī ke he tau fakagahua fakafatifatiaga tupe ne fakaoti mai he aho 30 ia Iuni 2018 (ne kua fakahigoa ko e "tau fakagahua fakafatifatiaga tupe").

(e) Ke fakagahua e Fakatufono Tohi nai he aho ka mole atu e aho ne fakamooli ai ko e matafakatufono tuga ne tohia ai ke he Matakupu 34 he Tohi Fakavē.

3 Tupe Foaki mo e Fatifatiaga he tau Tupe Fakamole

To taaki mai e tau tupe mo e tau koloa gahua mai he Fakaputuaga Tupe he Fono Ekepule hagai atu ke fakamitaki aki e tau puhala gahua kua foaki ke lata mo e tau fakatokatokaaga he tau fakagahua ma e fakafatifatiaga tupe nai:


(a) ke lata ia mo e Tau Tupe Fakamole he Fatifatiaga Tupe Fakagahua, Tau Matapatu Gahua Lalahi mo e tau Tupe Fakahū mo Moua Tupe mo e tau Tupe ke Lata mo e Tau Matagahua Fakalaulahi ke he katoatoa he tau tupe ke nākai molea ki mua e katoa ko e \$29,326,000; mo e

(e) ke lata ia mo e Fakahoaga he tau Tupe Fakahū mo Moua Tupe mo e falu a tau Matapatu Gahua Fakalaulahi, e tau tupe ke nākai molea atu e \$9,670,000 he katoa.

Ko e tau folafolaaga ke he tau tupe nai kua fakakite fakamahino i lalo hifo he tau mataulu fakamaamaaga i loto he Fakamaauaga ke he Fakatufono Tohi nai.

Ko au, **TOGIAVALU PIHIGIA**, ko e Fakatonufono he Fono Ekepule a Niue, hanai kua fakamooli ko e tau fakavēaga he Matakupu 34 he Tohi Fakavē a Niue kua munitua ki ai.

FAKAMOOLI MO E FAKAMAU he poko he Fono Ekepule a Niue he aho 31 he mahina **AOKUSO** 2017.


Fakatonufono he Fono Ekepule a Niue

FAKAMOOLI FOKI ki mua he Fakatonufono


Hukui Tohi Kupu he Fono Ekepule a Niue

Ko e Faahi Gahua Tanaki Tupe ke fakagahua e Fakatufono Tohi nai.
Kua fakamooli he Fono Ekepule a Niue e Fakatufono Tohi nai he aho 7 he mahina Aokuso
2017

Schedule A

TABLE 1: 2017-18 BUDGET SUMMARY

Total Niue Recurrent Revenues	-27,248	-24,644	-24,078	-21,322	-28,157
Total Niue Recurrent Expenses	27,058	24,548	23,740	23,006	28,414
Total Niue Funded Capital	51	0	100	0	100
Niue Funded I&D	138	0	238	0	812
Donor I&D Revenue	-11,500	0	-9,085	0	-9,670
Donor I&D Expenditure	11,500	0	9,085	0	9,670

Note: Numbers presented in tables within this document show revenues with a -ve number, and expenses with a +ve number.

Schedule B

CENTRAL AGENCIES						
	Premiers Department	2,298,000	2,319,255	2,223,000	2,253,337	2,348,000
	Crown Law	292,000	407,011	342,000	352,044	399,000
	Niue Public Service Commission and Secretariat	1,273,000	1,242,799	1,262,000	1,199,888	1,326,000
	Finance and Planning	1,456,000	1,896,998	1,483,000	1,956,876	5,494,000
	Project Management Coordination Unit	327,000	62,661	327,000	212,694	287,000
	Police	551,000	548,350	615,000	451,795	610,000
MINISTRY OF SOCIAL SERVICES						
	Education Department	2,485,000	2,654,069	2,616,000	2,583,916	2,721,000
	Health Department	2,138,000	1,947,728	2,183,000	2,053,244	2,290,000
	Justice Department (Inc Com Affairs)	3,684,000	3,671,388	3,859,000	3,872,738	4,033,000
	Taoga Niue	237,000	157,219	270,000	196,213	272,000
MINISTRY OF NATURAL RESOURCE						
	DAFF	952,000	748,611	963,000	804,396	899,000
	Environment Department	263,000	280,672	335,000	266,781	332,000
	Met Office	198,000	210,809	221,000	145,734	202,000
MINISTRY OF INFRASTRUCTURE						
	Utilities	797,000	672,675	955,000	664,178	862,000
	Transport	1,354,000	1,101,659	1,500,000	1,209,322	1,497,000
	Civil Aviation	263,000	230,016	0	0	0
	Telecom Niue	1,555,000	0	0	0	0
COMMERCIAL AND TRADING						
	Niue Tourism Authority	360,000	369,983	377,000	434,640	477,000
	Bulk Fuel	4,794,000	4,069,413	4,209,000	4,688,755	4,365,000
CENTRAL AGENCIES						
	Premiers Department	-2,000	-3,819	-3,000	-2,556	-2,000
	Crown Law	0	-283	-5,000	-274	0
	Niue Public Service Commission and Secretariat	0	5	0	0	0
	Finance and Planning	-14,611,000	-15,057,039	-16,156,000	-13,470,426	-19,390,000
	Project Management Coordination Unit	-358,000	0	-358,000	0	-301,000
	Police	-191,000	-141,983	-191,000	-112,350	-183,000
MINISTRY OF SOCIAL SERVICES						
	Education Department	-4,000	-3,262	-5,000	-2,295	-5,000
	Health Department	-40,000	-35,943	-40,000	-50,703	-45,000
	Justice Department (Inc Com Affairs)	-80,000	-83,705	-80,000	-98,468	-105,000
	Taoga Niue	-6,000	-14,430	-6,000	-4,522	-7,000
MINISTRY OF NATURAL RESOURCE						
	DAFF	-1,094,000	-1,149,347	-1,049,000	-1,837,375	-1,198,000
	Environment Department	-10,000	-4,177	-10,000	-927	-1,000
	Met Office	-2,000	-1,042	-2,000	-708	-2,000
MINISTRY OF INFRASTRUCTURE						
	Utilities	-9,000	-8,774	-39,000	-2,692	-38,000
	Transport	-1,397,000	-804,357	-1,481,000	-775,821	-1,632,000
	Civil Aviation	0	0	0	0	0
	Telecom Niue	-1,877,000	0	0	0	0
COMMERCIAL AND TRADING						
	Niue Tourism Authority	-48,000	-45,643	-48,000	-29,315	-48,000
	Bulk Fuel	-5,239,000	-5,316,881	-4,605,000	-4,973,675	-5,200,000

GOVERNMENT OF NIUE 2017-18 BUDGET

TREASURY	Finance	1. Fin. Stability	\$935,000	\$1,420,712	\$911,000	\$1,549,033	\$4,854,000
TREASURY	Taxation	1. Fin. Stability	\$0	\$79,935	\$0	\$0	\$0
PREMIERS	Corporate Services	2. Governance	\$328,000	\$330,442	\$331,000	\$285,210	\$317,000
PREMIERS	Cabinet Services	2. Governance	\$491,000	\$659,445	\$553,000	\$595,905	\$616,000
PREMIERS	Legislature	2. Governance	\$744,000	\$714,050	\$752,000	\$807,538	\$809,000
PREMIERS	Niue High Commission	2. Governance	\$199,000	\$156,771	\$199,000	\$204,036	\$227,000
PREMIERS	External Affairs	2. Governance	\$536,000	\$458,547	\$388,000	\$359,649	\$379,000
CROWN LAW	Crown Law Office	2. Governance	\$292,000	\$407,011	\$342,000	\$352,044	\$399,000
NPSC and Secretariat	Corporate Services/HRMIS	2. Governance	\$885,000	\$854,718	\$868,000	\$767,012	\$864,000
NPSC and Secretariat	Strategic Human Resource	2. Governance	\$70,000	\$94,817	\$69,000	\$103,642	\$70,000
NPSC and Secretariat	Manpower Supplementation	2. Governance	\$105,000	\$115,317	\$105,000	\$115,414	\$115,000
TREASURY	Customs (fly Customs/Taxatic	2. Governance	\$232,000	\$211,288	\$281,000	\$226,414	\$341,000
DAFF	Quarantine	2. Governance	\$134,000	\$83,932	\$139,000	\$107,890	\$126,000
JUSTICE	Administration & Registry	2. Governance	\$188,000	\$151,700	\$186,000	\$145,268	\$184,000
JUSTICE	Civil/Criminal Court	2. Governance	\$68,000	\$56,794	\$67,000	\$54,360	\$70,000
JUSTICE	Land Court	2. Governance	\$99,000	\$97,479	\$96,000	\$94,796	\$105,000
POLICE	Administration	2. Governance	\$470,000	\$493,519	\$499,000	\$452,683	\$510,000
POLICE	Prison	2. Governance	\$33,000	\$18,960	\$32,000	\$19,259	\$35,000
POLICE	Disaster Management	2. Governance	\$48,000	\$35,871	\$84,000	\$20,147	\$65,000
PMCU	Project Management Unit	2. Governance	\$327,000	\$82,681	\$327,000	\$212,694	\$287,000
TREASURY	Statistics and Immigration	2. Governance	\$142,000	\$112,801	\$142,000	\$104,850	\$151,000
TREASURY	Economic Development	3. Econ. Dev.	\$147,000	\$72,264	\$149,000	\$76,578	\$148,000
TRANSPORT	Civil Aviation	3. Econ. Dev.	\$263,000	\$230,016	\$302,000	\$170,928	\$272,000
TRANSPORT	Rescue Fire Services	3. Econ. Dev.	\$188,000	\$159,036	\$249,000	\$194,576	\$258,000
NPSC and Secretariat	Employment Relations	3. Econ. Dev.	\$55,000	\$48,373	\$66,000	\$43,948	\$61,000
DAFF	Administration	3. Econ. Dev.	\$311,000	\$364,932	\$314,000	\$373,783	\$319,000
DAFF	Fisheries	3. Econ. Dev.	\$151,000	\$99,868	\$141,000	\$107,750	\$146,000
DAFF	Crop Research & Animal Heal	3. Econ. Dev.	\$176,000	\$74,842	\$193,000	\$109,232	\$165,000
DAFF	Crop Extension Services	3. Econ. Dev.	\$99,000	\$75,667	\$100,000	\$67,022	\$89,000
JUSTICE	Land Management	3. Econ. Dev.	\$335,000	\$216,082	\$319,000	\$220,683	\$275,000
UTILITIES	Administration	3. Econ. Dev.	\$162,000	\$93,927	\$161,000	\$98,100	\$194,000
UTILITIES	Building & Engineering	3. Econ. Dev.	\$121,000	\$80,815	\$295,000	\$86,674	\$180,000
TRANSPORT	Maritime	3. Econ. Dev.	\$29,000	\$0	\$36,000	\$16,057	\$42,000
UTILITIES	Water Supply	3. Econ. Dev.	\$514,000	\$498,133	\$499,000	\$479,404	\$488,000
TOURISM	Tourism Authority	3. Econ. Dev.	\$360,000	\$389,983	\$377,000	\$434,640	\$477,000
NPSC and Secretariat	Human Resource Developme	4. Social	\$158,000	\$129,574	\$154,000	\$165,873	\$216,000
COMMUNITY AFFAIRS	Administration	4. Social	\$387,000	\$360,305	\$399,000	\$249,908	\$368,000
COMMUNITY AFFAIRS	Community Devel. & Social W	4. Social	\$2,607,000	\$2,789,028	\$2,802,000	\$3,107,702	\$3,031,000
EDUCATION	National Library	4. Social	\$75,000	\$28,211	\$74,000	\$49,604	\$52,000
EDUCATION	Administration	4. Social	\$669,000	\$708,307	\$680,000	\$724,638	\$756,000
EDUCATION	Niue Primary School	4. Social	\$770,000	\$756,297	\$695,000	\$684,790	\$727,000
EDUCATION	Niue High School	4. Social	\$971,000	\$1,163,255	\$1,167,000	\$1,124,883	\$1,186,000
HEALTH	Administration	4. Social	\$545,000	\$452,032	\$541,000	\$485,859	\$505,000
HEALTH	Medical	4. Social	\$691,000	\$613,815	\$717,000	\$627,529	\$684,000
HEALTH	Nursing	4. Social	\$401,000	\$409,962	\$554,000	\$447,320	\$505,000
HEALTH	Public Health	4. Social	\$320,000	\$297,548	\$177,000	\$308,022	\$389,000
HEALTH	Dental	4. Social	\$181,000	\$174,572	\$194,000	\$184,515	\$207,000
DAFF	Forestry	5. Environ.	\$81,000	\$49,571	\$76,000	\$38,719	\$54,000
ENVIRONMENT	Administration	5. Environ.	\$263,000	\$280,672	\$335,000	\$266,781	\$332,000
MET SERVICE	Administration	5. Environ.	\$196,000	\$210,809	\$221,000	\$145,734	\$202,000
TAOQA NIUE	Administration	6. Taoga Niue	\$237,000	\$157,219	\$270,000	\$196,213	\$272,000
BULK FUEL	Bulk Fuel	3. Econ. Dev.	\$4,794,000	\$4,069,413	\$4,209,000	\$4,688,755	\$4,385,000
UTILITIES	Energy Administration	2. Governance	\$169,000	\$160,232	\$0	\$0	\$0
UTILITIES	Production	3. Econ. Dev.	\$1,486,000	\$1,697,930	\$0	\$0	\$0
UTILITIES	Reticulation	3. Econ. Dev.	\$387,000	\$344,807	\$0	\$0	\$0
TRANSPORT	Transport Administration	3. Econ. Dev.	\$142,000	\$99,106	\$149,000	\$113,178	\$120,000
TRANSPORT	Outside Services	3. Econ. Dev.	\$470,000	\$423,067	\$520,000	\$528,064	\$597,000
TRANSPORT	Heavy Plant	3. Econ. Dev.	\$262,000	\$190,434	\$242,000	\$188,520	\$208,000
TELECOM	Administration	3. Econ. Dev.	\$930,000	\$0	\$0	\$0	\$0
TELECOM	Technical (Lines)	3. Econ. Dev.	\$188,000	\$0	\$0	\$0	\$0
TELECOM	Technical (Electronics)	3. Econ. Dev.	\$253,000	\$0	\$0	\$0	\$0
TELECOM	Information Systems Office	3. Econ. Dev.	\$95,000	\$0	\$0	\$0	\$0
TELECOM	Post Office	3. Econ. Dev.	\$108,000	\$0	\$0	\$0	\$0

GOVERNMENT OF NIUE 2017-18 BUDGET

TREASURY	Finance	1. Fin. Stability	-\$8,550,000	-\$8,172,391	-\$8,700,000	-\$7,624,985	-\$12,110,000
TREASURY	Taxation	1. Fin. Stability	-\$4,607,000	-\$6,199,142	-\$5,942,000	-\$5,314,537	-\$6,107,000
PREMIERS	Corporate Services	2. Governance	\$0	-\$1,200	-\$1,000	-\$178	\$0
PREMIERS	Cabinet Services	2. Governance	\$0	\$0	\$0	\$0	\$0
PREMIERS	Legislature	2. Governance	\$0	\$0	\$0	\$0	\$0
CROWN LAW	Crown Law Office	2. Governance	\$0	-\$283	-\$5,000	-\$274	\$0
PREMIERS	Niue High Commission	2. Governance	-\$2,000	-\$2,819	-\$2,000	-\$2,000	-\$2,000
PREMIERS	External Affairs	2. Governance	\$0	\$0	\$0	-\$378	\$0
NPSC and Secretariat	Corporate Services/HRMIS	2. Governance	\$0	\$5	\$0	\$0	\$0
NPSC and Secretariat	Strategic Human Resource	2. Governance	\$0	\$0	\$0	\$0	\$0
NPSC and Secretariat	Manpower Supplementation	2. Governance	\$0	\$0	\$0	\$0	\$0
TREASURY	Customs (f/y Customs/Taxatio	2. Governance	-\$1,422,000	-\$685,023	-\$1,482,000	-\$503,253	-\$1,141,000
DAFF	Quarantine	2. Governance	-\$27,000	-\$21,302	-\$27,000	-\$19,507	-\$22,000
JUSTICE	Administraton & Registry	2. Governance	-\$15,000	-\$17,922	-\$15,000	-\$15,021	-\$15,000
JUSTICE	Civil/Criminal Court	2. Governance	-\$10,000	-\$3,122	-\$10,000	-\$5,105	-\$10,000
JUSTICE	Land Court	2. Governance	-\$12,000	-\$13,360	-\$12,000	-\$8,868	-\$15,000
POLICE	Administration	2. Governance	-\$191,000	-\$141,983	-\$191,000	-\$112,350	-\$183,000
POLICE	Prison	2. Governance	\$0	\$0	\$0	\$0	\$0
PMCU	Project Management Unit	2. Governance	-\$358,000	\$0	-\$358,000	\$0	-\$301,000
TREASURY	Statistics and Immigration	2. Governance	-\$32,000	\$0	-\$32,000	-\$27,651	-\$32,000
TREASURY	Economic Development	3. Econ. Dev.	\$0	-\$482	\$0	\$0	\$0
TRANSPORT	Civil Aviation	3. Econ. Dev.	-\$371,000	-\$439,788	-\$408,000	-\$300,421	-\$508,000
TRANSPORT	Fire and Rescue	3. Econ. Dev.	-\$5,000	-\$188	-\$5,000	-\$3,386	-\$12,000
DAFF	Administration	3. Econ. Dev.	-\$3,000	-\$2,464	-\$3,000	-\$8,714	-\$14,000
DAFF	Fisheries	3. Econ. Dev.	-\$1,020,000	-\$1,115,142	-\$975,000	-\$1,805,848	-\$1,130,000
DAFF	Crop Research & Animal Heal	3. Econ. Dev.	-\$6,000	-\$5,003	-\$6,000	-\$2,442	-\$5,000
DAFF	Crop Extension Services	3. Econ. Dev.	-\$31,000	-\$5,204	-\$31,000	-\$666	-\$24,000
JUSTICE	Land Management	3. Econ. Dev.	-\$43,000	-\$49,301	-\$43,000	-\$69,454	-\$65,000
UTILITIES	Administration	3. Econ. Dev.	\$0	\$0	-\$30,000	\$0	-\$30,000
UTILITIES	Building & Engineering	3. Econ. Dev.	-\$2,000	-\$939	-\$2,000	-\$1,836	-\$2,000
TRANSPORT	Maritime	3. Econ. Dev.	-\$200,000	-\$2,421	-\$300,000	-\$275,673	-\$400,000
UTILITIES	Water Supply	3. Econ. Dev.	-\$7,000	-\$7,785	-\$7,000	-\$855	-\$6,000
TOURISM	Tourism Authority	3. Econ. Dev.	-\$48,000	-\$45,643	-\$48,000	-\$29,315	-\$48,000
NPSC and Secretariat	NTDU/Human Resources	4. Social	\$0	\$0	\$0	\$0	\$0
COMMUNITY AFFAIRS	Administration	4. Social	\$0	\$0	\$0	\$0	\$0
COMMUNITY AFFAIRS	Community Devel. & Social W	4. Social	\$0	\$0	\$0	\$0	\$0
EDUCATION	National Library	4. Social	-\$1,000	\$0	-\$1,000	\$0	-\$1,000
EDUCATION	Administration	4. Social	-\$1,000	-\$637	-\$1,000	-\$540	-\$1,000
EDUCATION	Niue Primary School	4. Social	-\$1,000	-\$350	-\$1,000	-\$533	-\$1,000
EDUCATION	Niue High School	4. Social	-\$1,000	-\$2,376	-\$2,000	-\$1,222	-\$2,000
HEALTH	Administration	4. Social	-\$40,000	-\$28,084	-\$40,000	-\$34,256	-\$45,000
HEALTH	Medical	4. Social	\$0	-\$5,360	\$0	-\$13,742	\$0
HEALTH	Nursing	4. Social	\$0	-\$20	\$0	\$0	\$0
HEALTH	Public Health	4. Social	\$0	-\$1,474	\$0	-\$684	\$0
HEALTH	Dental	4. Social	\$0	-\$1,005	\$0	-\$2,020	\$0
DAFF	Forestry	5. Environ.	-\$7,000	-\$233	-\$7,000	\$0	-\$3,000
ENVIRONMENT	Administration	5. Environ.	-\$10,000	-\$4,177	-\$10,000	-\$927	-\$1,000
MET SERVICE	Administration	5. Environ.	-\$2,000	-\$1,042	-\$2,000	-\$708	-\$2,000
TAOQA NIUE	Administration	6. Taoga Niue	-\$6,000	-\$14,430	-\$6,000	-\$4,522	-\$7,000
BULK FUEL	Bulk Fuel	3. Econ. Dev.	-\$5,239,000	-\$5,316,881	-\$4,605,000	-\$4,973,675	-\$5,200,000
UTILITIES	Production	3. Econ. Dev.	-\$2,205,000	-\$1,938,543	\$0	\$0	\$0
UTILITIES	Reticulation	3. Econ. Dev.	-\$75,000	-\$34,881	\$0	\$0	\$0
TRANSPORT	Outside Services	3. Econ. Dev.	-\$811,000	-\$361,960	-\$756,000	-\$198,341	-\$700,000
TRANSPORT	Heavy Plant	3. Econ. Dev.	-\$10,000	\$0	-\$12,000	\$0	-\$12,000
TELECOM	Administration	3. Econ. Dev.	-\$1,666,000	\$0	\$0	\$0	\$0
TELECOM	Technical (Lines)	3. Econ. Dev.	\$0	\$0	\$0	\$0	\$0
TELECOM	Technical (Electronics)	3. Econ. Dev.	\$0	\$0	\$0	\$0	\$0
TELECOM	Information Systems Office	3. Econ. Dev.	-\$92,000	\$0	\$0	\$0	\$0
TELECOM	Post Office	3. Econ. Dev.	-\$129,000	\$0	\$0	\$0	\$0
RECURRENT OPERATIONAL SURPLUS/(DEFICIT)			\$190,000	-\$79,987	\$338,000	-\$1,984,447	-\$257,000
GON RECURRENT CAPITAL EXPENDITURE			-\$51,000	\$0	-\$100,000	\$0	-\$100,000
GON RECURRENT INVESTMENT & DEVELOPMENT PROJECTS			-\$138,000	\$0	-\$238,000	\$0	-\$812,000